

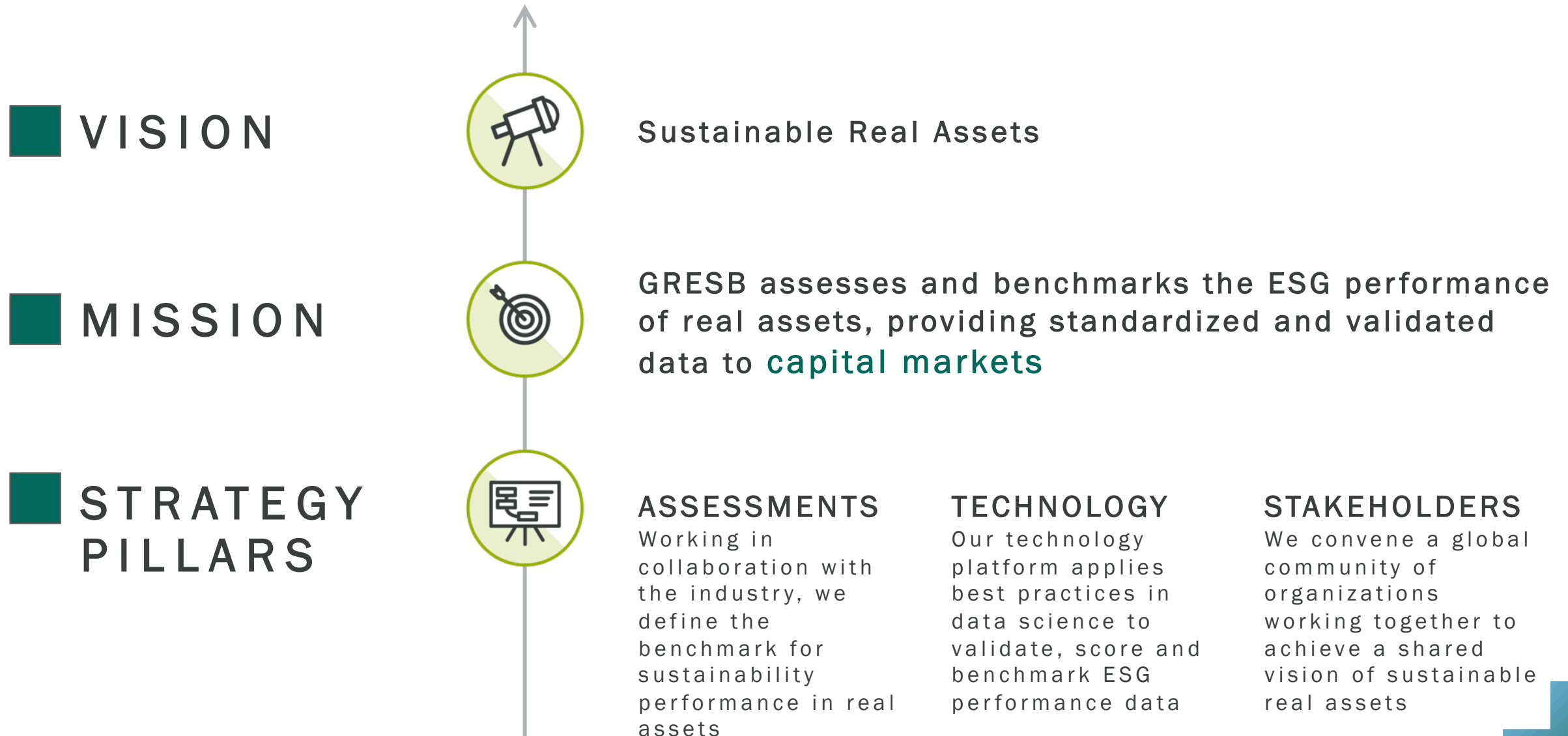


G R E S B<sup>®</sup>  
INFRASTRUCTURE

# GRESB Infrastructure

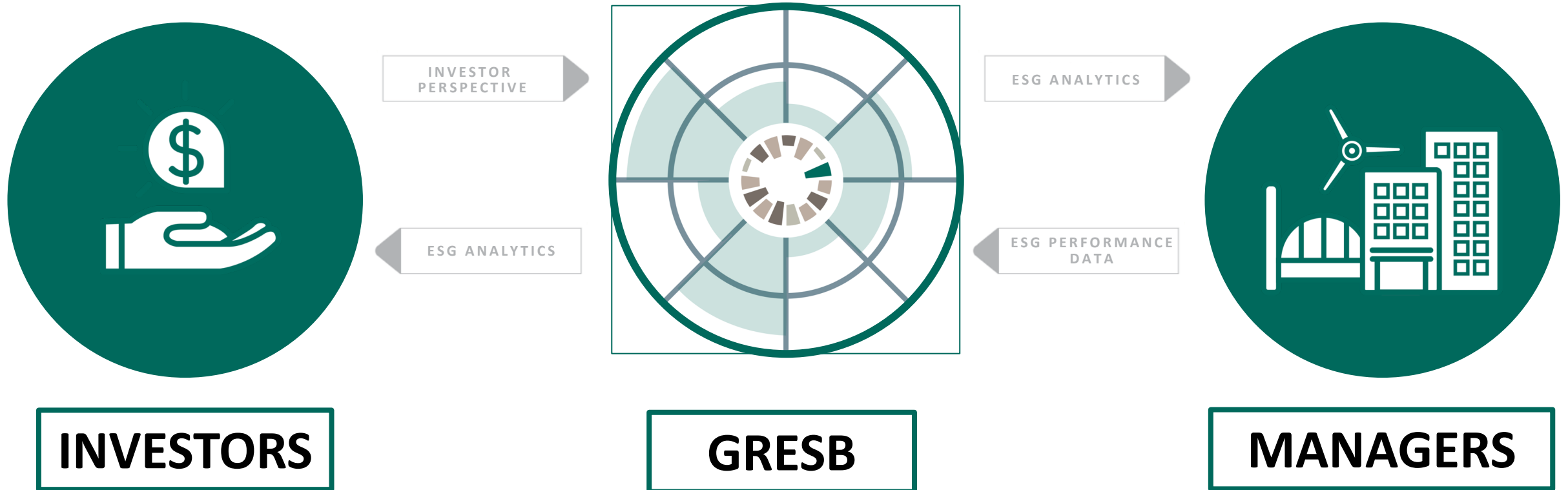
October 2019

# GRESB: The ESG Benchmark for Real Assets



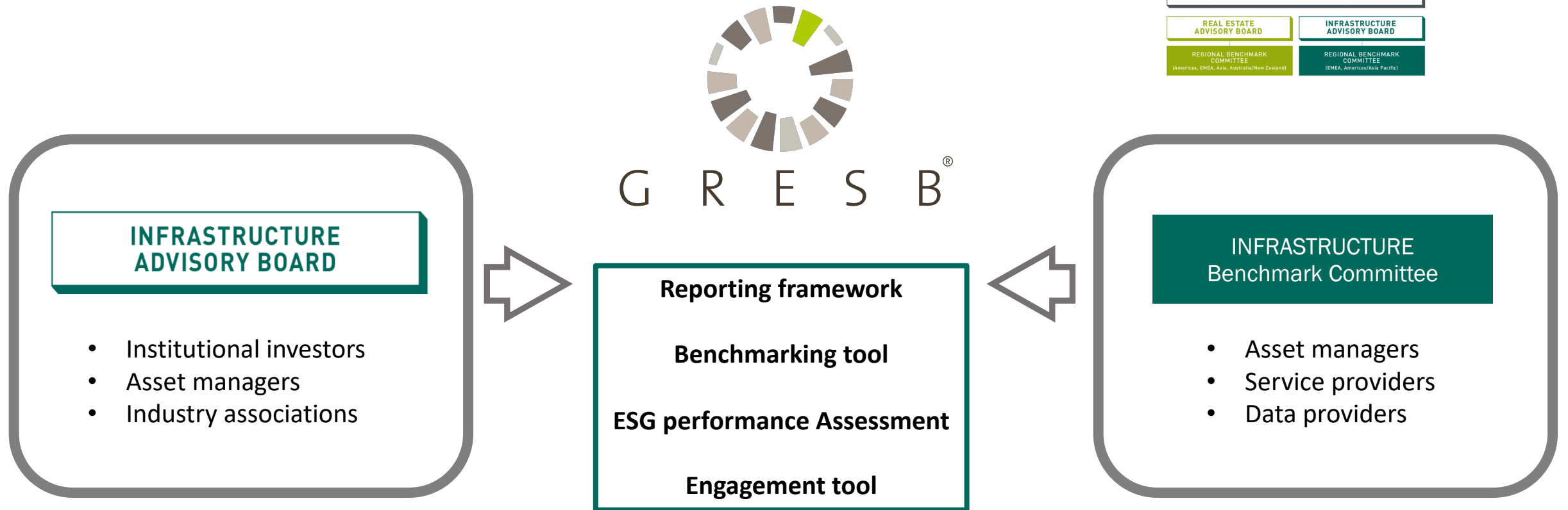
# Real Asset Sustainability Data and Benchmarking

Mission-driven and investor-led



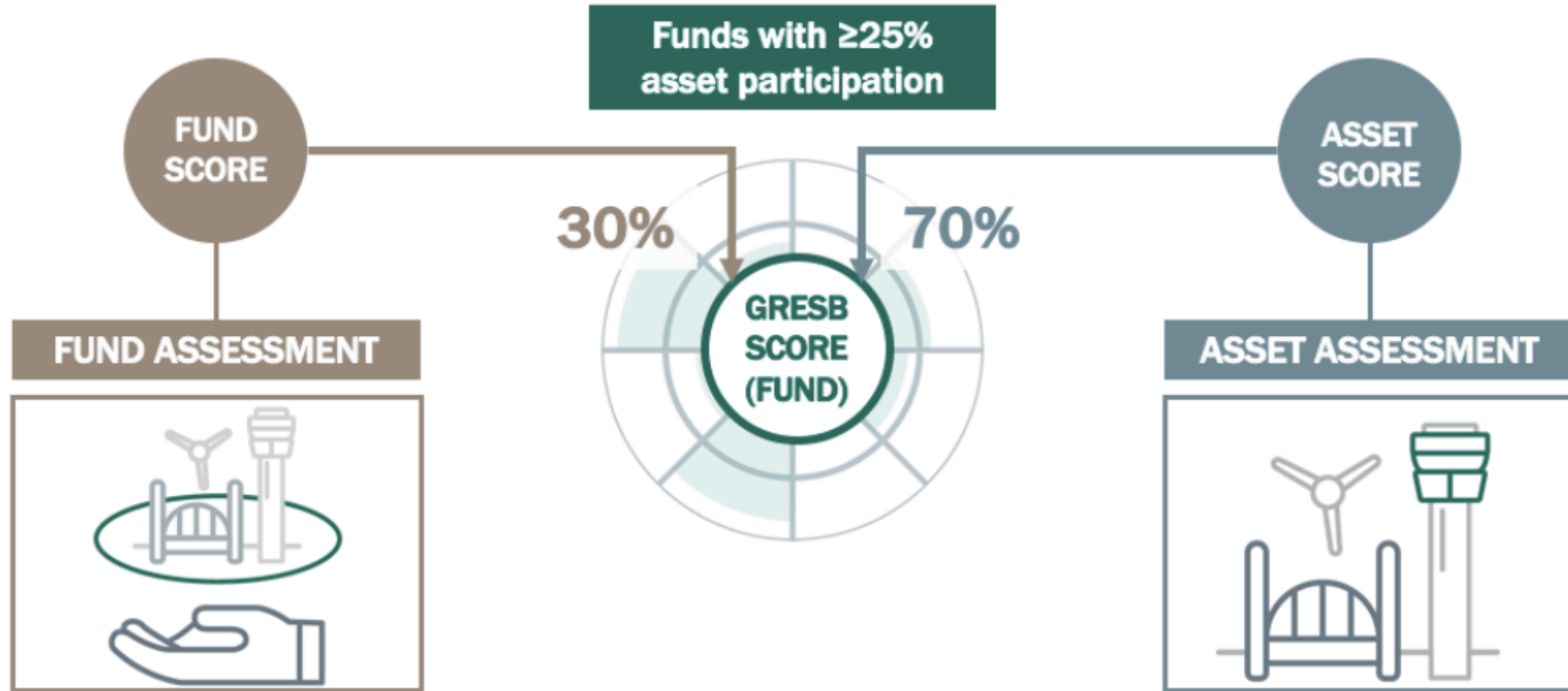
# Governance Structure

Assessment co-created with the industry





# Two Complimentary Assessments



# GRESB Infrastructure Members

## Investor Members



## Fund Manager, Asset Operator and Company Members



# GRESB Infrastructure Partners

## Global Partner



## Premier Partners



## Partners



## Industry Partners



# Alignment of ESG Standards



## MANAGEMENT COMPONENT Asset Level

- Strategy & Leadership
- Policies
- Reporting
- Risk Management
- Stakeholder Engagement

## PERFORMANCE COMPONENT Asset Level

- Risks & Opportunities
- Monitoring
- Performance Indicators
  - Energy
  - GHG emissions
  - Water
  - Waste
  - Air pollution
  - Health & Safety
  - Biodiversity & Habitat
- Targets
- Certifications
- Customer satisfaction
- Community Engagement



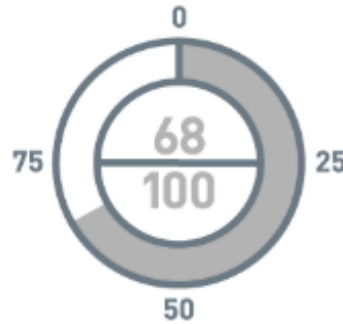
# GRESB Competencies

Self-reported data is validated, scored and benchmarked

## SYSTEMATIC ASSESSMENT



Validation



Objective Scoring



Peer Benchmarking



G R E S B<sup>®</sup>  
INFRASTRUCTURE

# Assessments

Structure | Output | Timeline

# Asset Assessment Structure

- Annual online Assessment: ESG related indicators covering seven core aspects
- Aligned with international ESG reporting frameworks, guidelines and best practice recommendations
- Sustainability performance across all aspects is expressed in an **Asset Score**



Management



Policy & Disclosure



Risks & Opportunities



Monitoring & EMS



Stakeholder Engagement



Performance Indicators



Certifications & Awards

# ESG Issues – Asset Assessment

## **Environmental issues:**

Air pollutants  
Biodiversity and habitat protection  
Contamination  
Energy  
Greenhouse gas emissions  
Light pollution  
Materials sourcing & resource efficiency  
Noise  
Resilience to catastrophe/disaster  
Resilience (adaptation) to climate change  
Waste  
Water discharge/pollution  
Water use/withdrawal  
Other issues: \_\_\_\_\_

## **Social issues:**

Child labour  
Community development  
Customer satisfaction  
Employee engagement  
Forced or compulsory labor  
Freedom of association  
Gender and diversity  
Health and safety: contractors  
Health and safety: employees  
Health and safety: customers  
Health and safety: community  
Health and safety: supply chain  
Labor standards and working conditions  
Social enterprise partnering  
Stakeholder relations  
Other issues: \_\_\_\_\_

## **Governance issues:**

### **Board-level issues:**

Audit committee structure/independence  
Board composition  
Compensation committee structure/independence  
Executive compensation  
Independence of Board chair  
Lobbying activities  
Other issues: \_\_\_\_\_

### **Operational issues:**

Bribery and corruption  
Data protection and privacy  
Cybersecurity  
Fiduciary duty  
Fraud  
Political contributions  
Whistleblower protection  
Other issues: \_\_\_\_\_

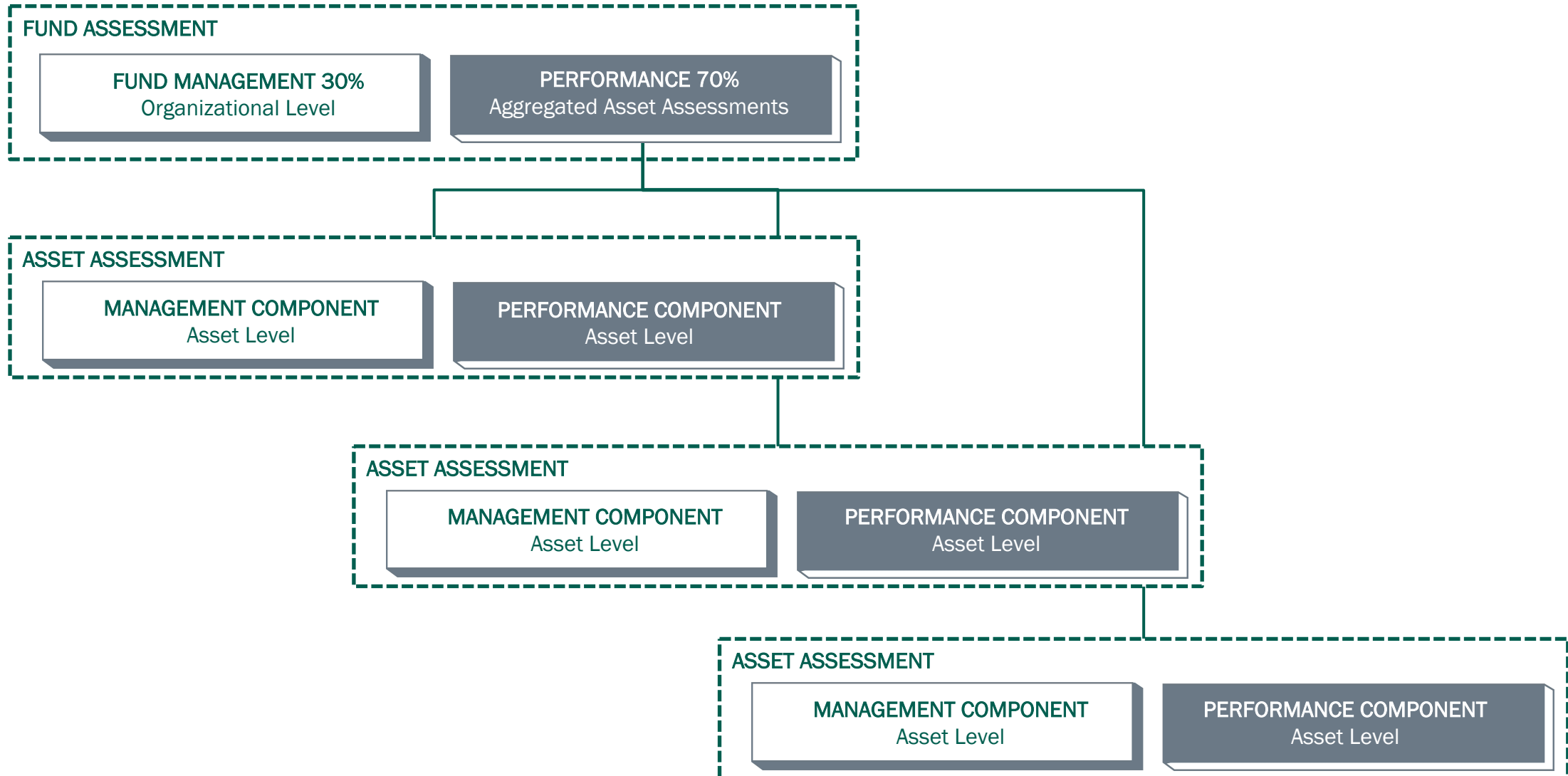


# Fund Assessment Structure

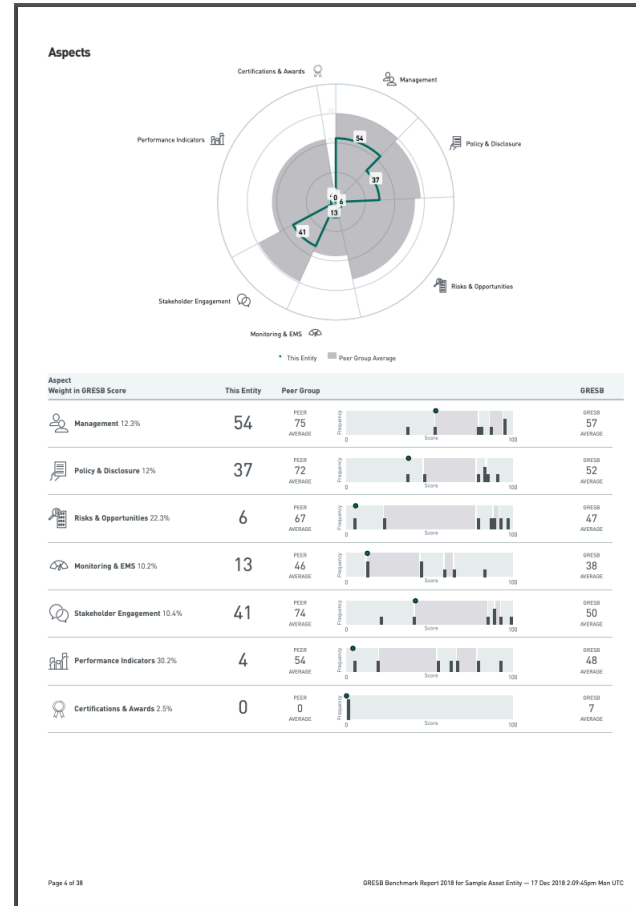
- 11 indicators focused on management and investment processes
- Aligned with international ESG reporting frameworks, guidelines and best practice recommendations
- Funds participating with at least 25% of assets in the Asset Assessment receive an overall GRESB score and be allocated to a corresponding peer group.



# Assessment Components



## Peer-benchmarking and actionable business intelligence for participating managers

[illegible]

# GRESB's commitment to transparency

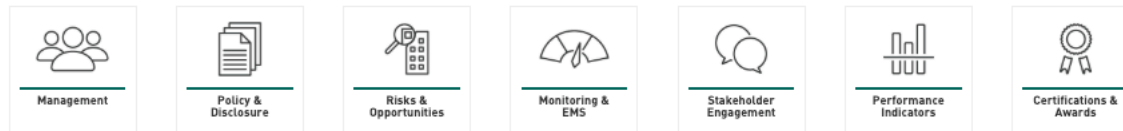
Intellectual Property available online



- Assessments and Reference Guide
- Participants
- Aggregated Results

## What is the GRESB Infrastructure Asset Assessment?

The GRESB Infrastructure Asset Assessment provides the basis for systematic reporting, objective scoring and peer benchmarking of ESG management and performance of infrastructure assets around the world. Both single and multi-asset operators can participate and the process leads to deep data insights for investors, fund managers and asset operators.



The Asset Assessment is organized around 7 core aspects, as set out above. These aspects are broken down into indicators addressing asset-level plans and policies, implementation actions and operational performance.

The Assessment provides the information needed to assess efforts to maximize beneficial outputs, such as energy production, mobility, or access to clean water, while minimizing social and environmental impacts.

The data are subjected to a multi-layer validation process and the result is high-quality data that investors and participants can use in their investment and decision-making processes.

Based on the Assessment, GRESB provides an overall GRESB Score for each participant as well as peer group comparisons that take into account country, regional, sectoral and investment type variations.

- [Download 2019 Infrastructure Indicators Summary](#)
- [Download 2019 Infrastructure Asset Assessment](#)
- [Download 2019 Infrastructure Asset Assessment Reference Guide](#)
- [Download 2019 Infrastructure Asset Scoring Document](#)
- [Download 2019 Infrastructure Asset Assessment \(Excel format\)](#)
- [Download 2019 Infrastructure Materiality Tool](#)
- [Download 2019 Infrastructure Sector Metrics List](#)

- [Download 2019 Infrastructure Indicators Summary](#)
- [Download 2019 Infrastructure Asset Assessment](#)
- [Download 2019 Infrastructure Asset Assessment Reference Guide](#)
- [Download 2019 Infrastructure Asset Scoring Document](#)
- [Download 2019 Infrastructure Asset Assessment \(Excel format\)](#)
- [Download 2019 Infrastructure Materiality Tool](#)
- [Download 2019 Infrastructure Sector Metrics List](#)

## DIRECTORY

GRESB Members

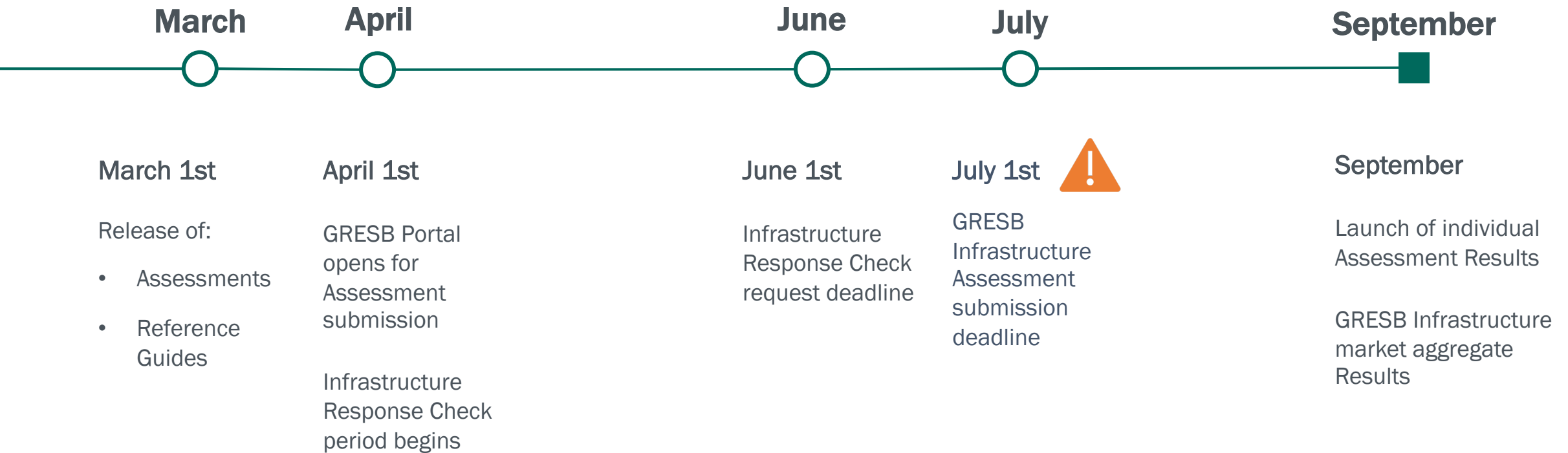
GRESB Partners

GRESB Participants



# GRESB Timeline

Preparation | Submission | Validation | Results





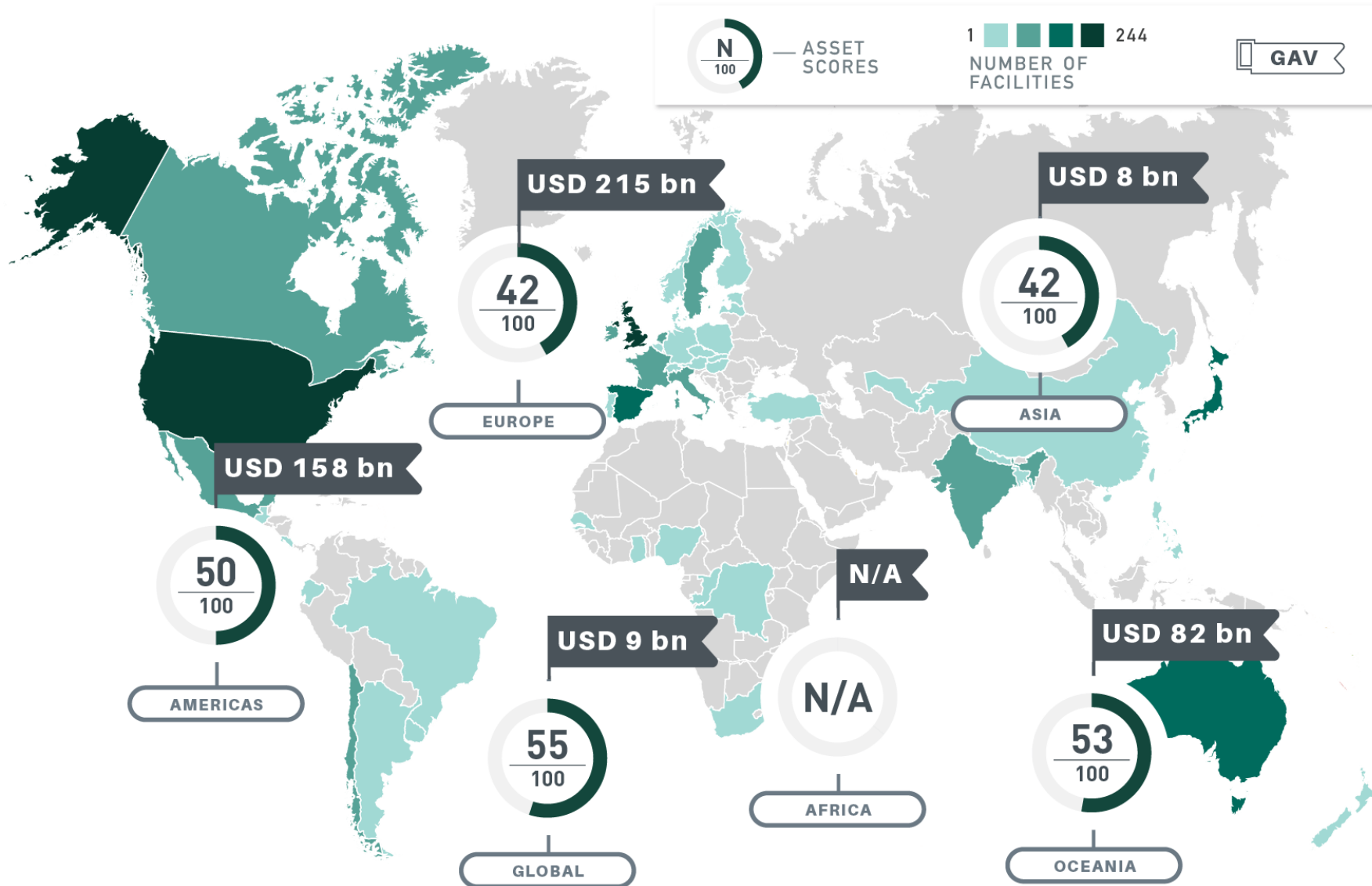
G R E S B<sup>®</sup>  
INFRASTRUCTURE

# 2019 Public Results

Summary

# GRESB Infrastructure - Regional Coverage

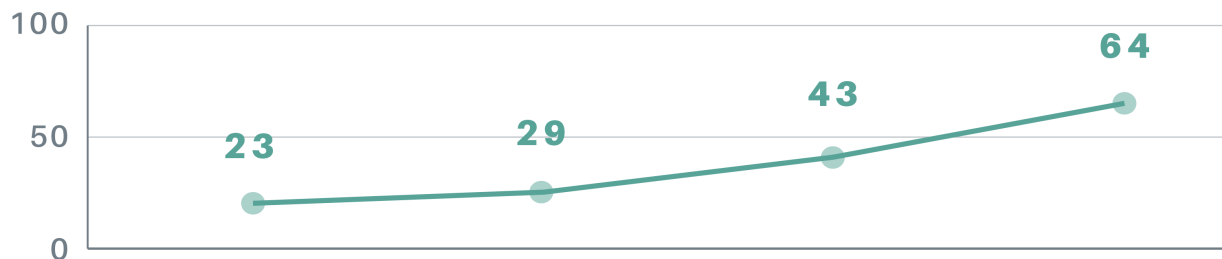
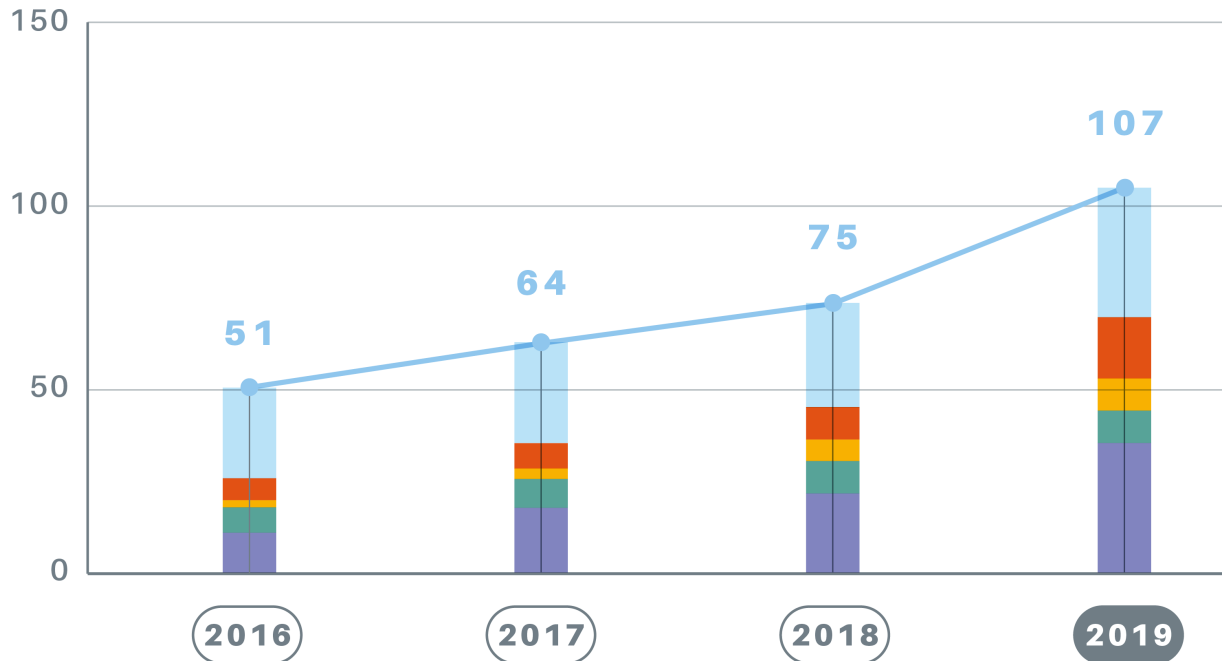
Asset score/facilities (USD billions, 2019)



# GRESB Infrastructure Development

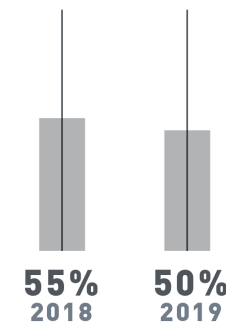
## Funds

N° of FUND PARTICIPANTS



- FUND
- EUROPE
- AMERICAS
- OCEANIA
- ASIA
- GLOBAL
- FUND (WITH >25% ASSET PARTICIPATION)

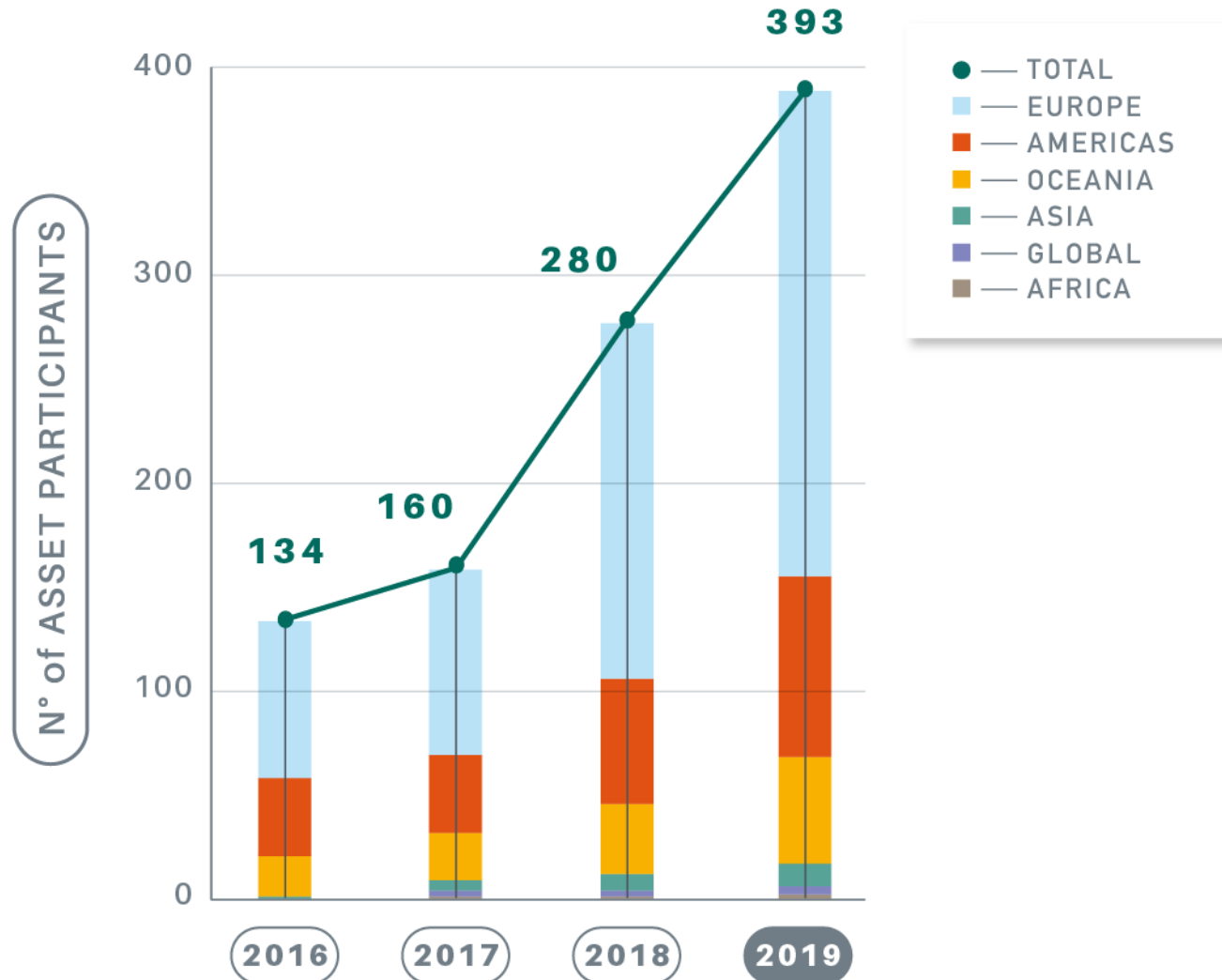
Average % of fund's portfolio reporting to GRESB Asset Assessment





# GRESB Infrastructure Development

Assets



----- Total Assets (+40%)

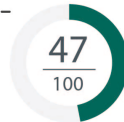
**\$471bn+ GAV**

# 2019 Asset Sector Score



## transport

g<sup>+</sup> 105  
(+37)



## renewable power generation

g<sup>+</sup> 83  
(+20)



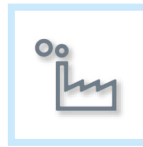
## social infrastructure

g<sup>+</sup> 77  
(+24)



## network utilities

g<sup>+</sup> 36  
(+10)



## power generation x-renewables

g<sup>+</sup> 29  
(+8)



## data infrastructure

g<sup>+</sup> 21  
(+10)



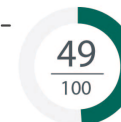
## energy and water resources

g<sup>+</sup> 16  
(+8)




## environmental services

g<sup>+</sup> 9  
(+4)



## diversified

g<sup>+</sup> 5  
(-3)



## other

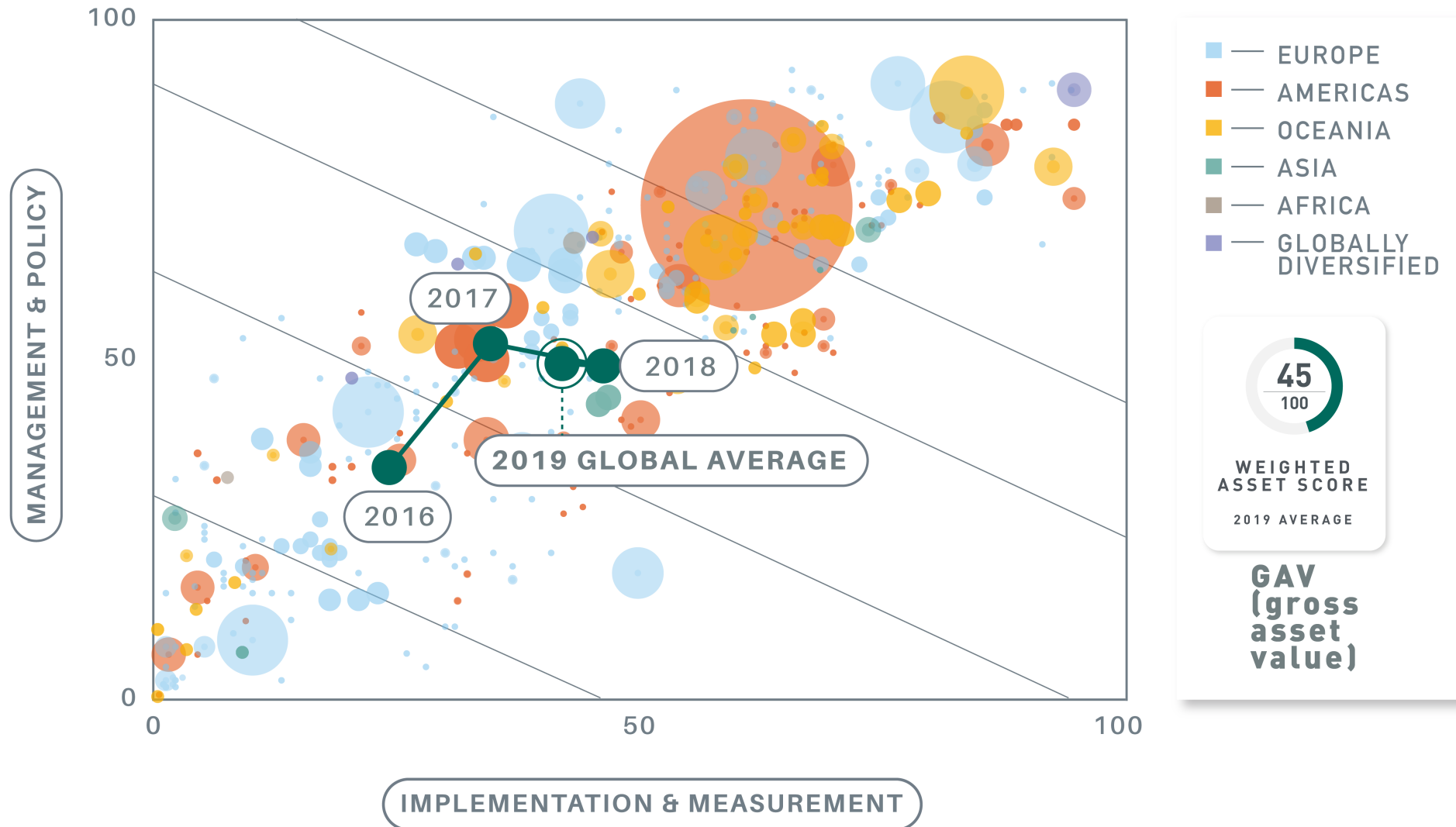
g<sup>+</sup> 12  
(-5)



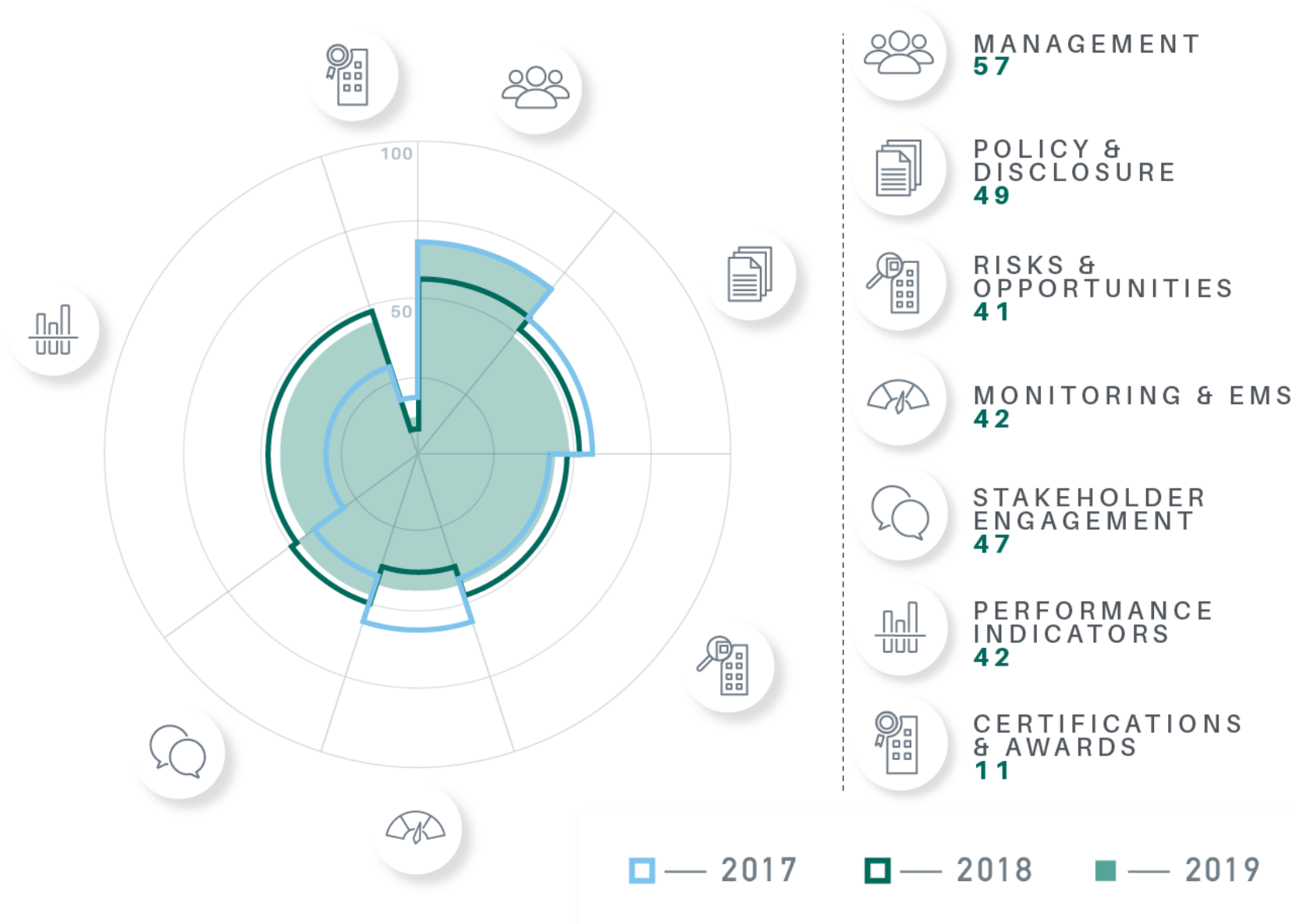
g<sup>+</sup> — # PARTICIPANTS  
(COMPARISON WITH 2018)

X — AVERAGE GRESB  
ASSET SCORE

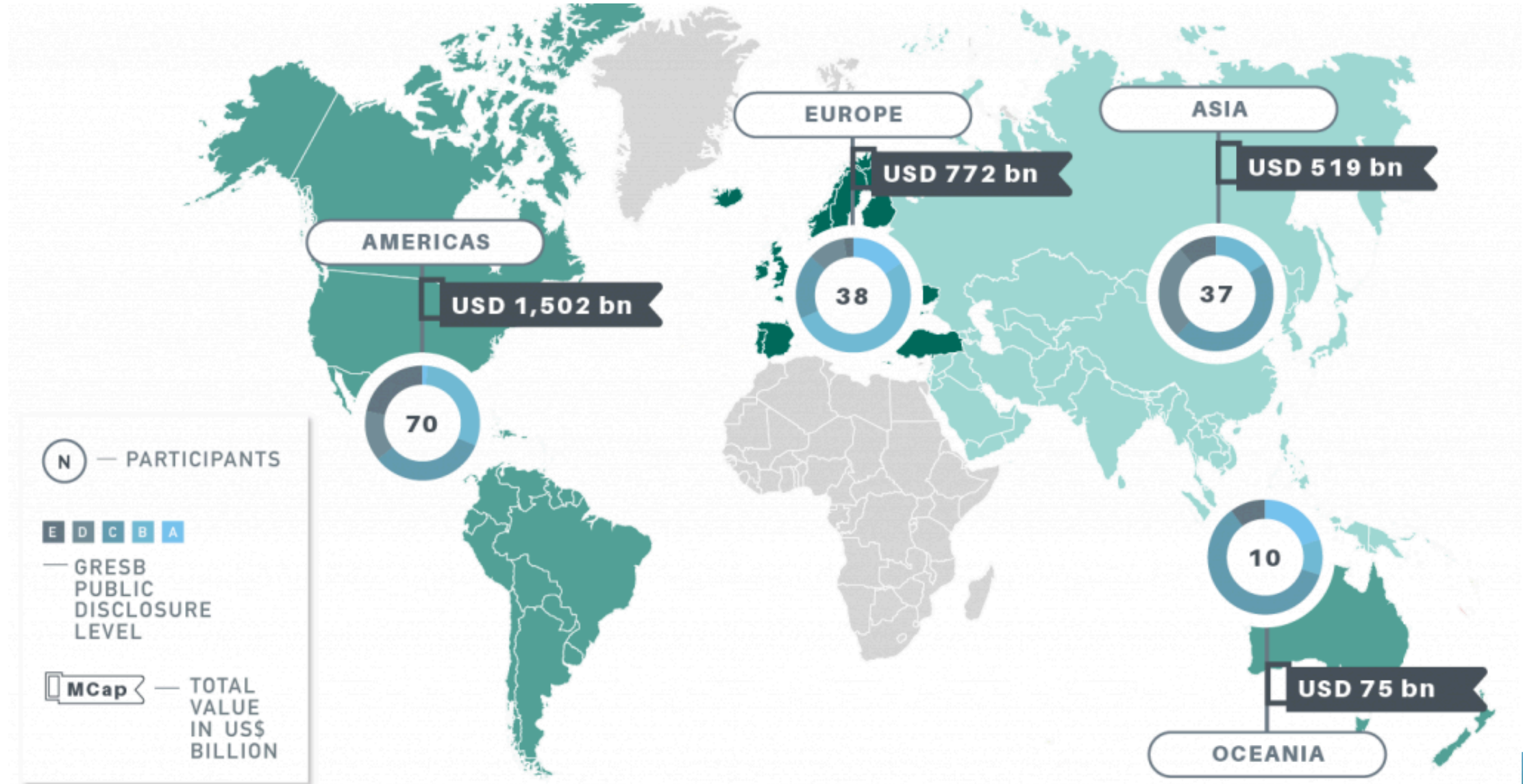
# GRESB Asset Model



# Asset Aspect Scores



# Infrastructure Public Disclosure Dataset





# GET THE GRESB NEWSLETTER



- Stay up to date with the latest news from GRESB
- Be the first to receive ESG data for the real asset sector
- Learn about the issues investors consider to be critical to the sustainability performance of real asset investments

[gresb.com/newsletter](https://gresb.com/newsletter)