



G R E S B

# Sample Fund Entity

Sample Fund Manager

GRESB Benchmark Report 2018

DATE: 4 Jan 2019 12:57:25pm Fri UTC

# Table of Contents

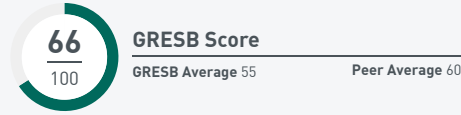
Scorecard .....	3
Investments .....	4
Fund Management & Investment Process	
Policies & Objectives .....	5
Leadership & Accountability .....	7
Risks & Opportunities .....	8
ESG Disclosure .....	11
Summary of Entity Assets	
Summary of Entity Assets .....	15
GRESB Partners	
Global Partners .....	16
Premier Partners .....	16
Industry Partners .....	16

2018

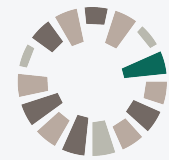
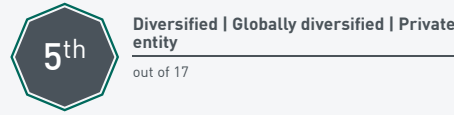
Fund Assessment

# Sample Fund Entity Sample Fund Manager

## Participation & GRESB Score


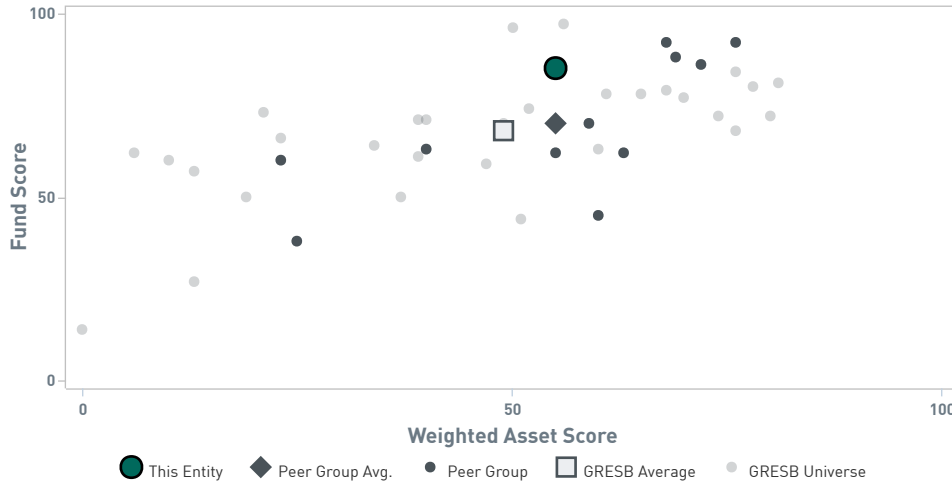


## Global Comparison

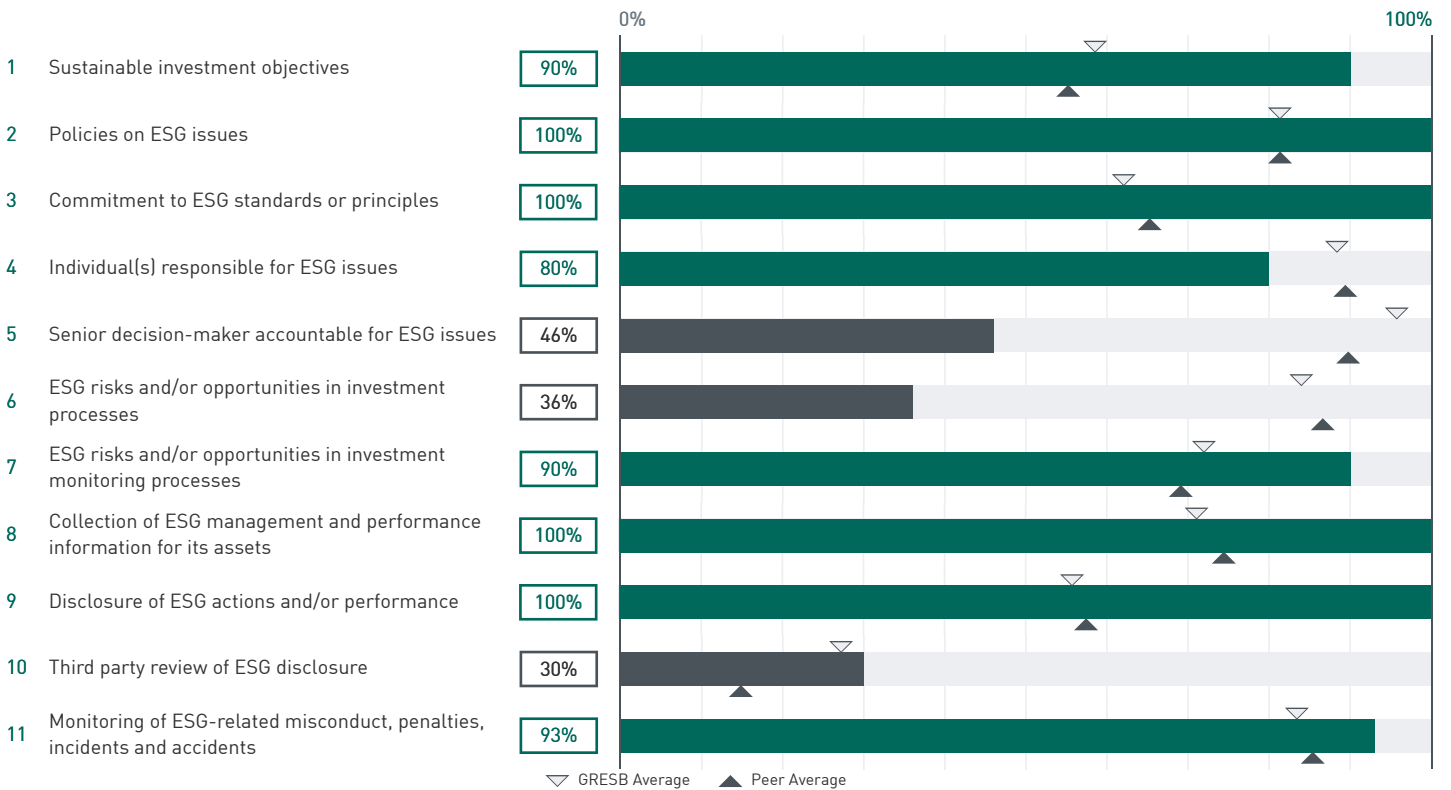


G R E S B


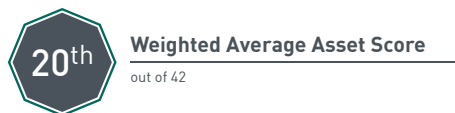
## GRESB Model



## Fund performance by indicator



## Rankings



## Investments

Entity Name	MP	IM		Performance	Performance		
Weight (%)	Score	Score	Score	GRESB Rating	vs. Portfolio	vs. Peer Group	Peer Group
Sample Asset Entity							
Sample Organization					Link to be confirmed by asset manager		
100.00%							

**FUND1** POINTS: 9/10

Sustainable investment objectives

Percentage of Peers

Yes 69%

Describe the sustainable investment objectives (maximum 250 words)

Text provided by respondent will be displayed here. The purpose of this sample report is to demonstrate the appearance and format of GRESB's assessment. To protect data confidentiality, the sample contains randomised data and does not include any real data submitted in the 2018 GRESB Assessment. As a result, displayed data may contain inconsistencies which will not appear in a company or fund's actual Report.

Actions implemented to achieve the sustainable investment objectives:

<input checked="" type="checkbox"/> Sector exclusion/inclusion	38%	
<input checked="" type="checkbox"/> Enforcement of external ESG standards and/or groups (e.g. SDG's)	50%	
<input checked="" type="checkbox"/> Integrating objectives within the business strategy	63%	
<input checked="" type="checkbox"/> Objectives tied to key performance indicators (KPIs)	44%	
<input checked="" type="checkbox"/> Review of ESG and/or Sustainable Investment Policies	44%	
<input checked="" type="checkbox"/> Reporting and disclosure on ESG issues (e.g. calculating carbon footprint)	50%	
<input checked="" type="checkbox"/> Adjustment to ESG risk materiality thresholds	19%	
<input checked="" type="checkbox"/> Amendment to deal structuring process	38%	
<input checked="" type="checkbox"/> Exit strategy from certain investments	31%	
<input type="checkbox"/> Other	13%	

Can the entity provide evidence as an UPLOAD or URL?

Yes 69%

Evidence provided

No 0%

[ACCEPTED]

No 31%

Provide additional context for the answer provided (not validated, for reporting purposes only)

[Not provided]

**FUND2** POINTS: 10/10

Policies on ESG issues

Percentage of Peers

Yes 94%

Policies address (select all that apply)

General sustainability

2018	44%	
<input checked="" type="checkbox"/> Environmental issues	88%	
2018		
<input checked="" type="checkbox"/> Social issues	88%	
2018		
<input checked="" type="checkbox"/> Governance issues	88%	
2018		

The policies are

<input checked="" type="radio"/> Publicly available	56%	
Evidence provided		
<input type="radio"/> Not publicly available	38%	
<input type="radio"/> No	6%	

Provide additional context for the answer provided (not validated, for reporting purposes only)

Additional context

[Not provided]

**FUND3** POINTS: 10/10

Commitment to ESG standards or principles Percentage of Peers

<input checked="" type="radio"/> Yes	94%	
--------------------------------------	-----	--

Formal general ESG commitments include:

<input type="checkbox"/> UN Global Compact	25%	
<input checked="" type="checkbox"/> UN Environment Programme Finance Initiative	19%	
<input checked="" type="checkbox"/> Equator Principles	13%	
<input checked="" type="checkbox"/> PRI	94%	

If so, did you report?

<input checked="" type="radio"/> Yes	63%	
Evidence provided		
<input type="radio"/> No	31%	
<input type="checkbox"/> Other	50%	

Formal issue-specific commitments include:

<input checked="" type="checkbox"/> International Labour Organization (ILO) Standards	25%	
<input checked="" type="checkbox"/> Institutional Investors Group on Climate Change (IIGCC) or equivalent	31%	

<input checked="" type="checkbox"/> Five Voluntary Principles for Mainstreaming Climate Action within Financial Institutions	6%	
<input checked="" type="checkbox"/> Task Force on Climate-related Financial Disclosures	25%	
<input type="checkbox"/> Other	88%	
Evidence provided		
<input type="checkbox"/> No	6%	[ACCEPTED]

Provide additional context for the answer provided (not validated, for reporting purposes only)

Additional context

[Not provided]

## Leadership & Accountability

**FUND4** POINTS: 4/5

Individual(s) responsible for ESG issues	Percentage of Peers
<input checked="" type="radio"/> Yes	100%
<input checked="" type="checkbox"/> Dedicated employee for whom sustainability is the core responsibility	44%
<input type="checkbox"/> Employee for whom sustainability is among their responsibilities	69%
<input type="checkbox"/> External consultant/manager	6%
<input type="radio"/> No	0%

Provide additional context for the answer provided (not validated, for reporting purposes only)

Additional context

[Not provided]

**FUND5** POINTS: 2.3/5

Senior decision-maker accountable for ESG issues	Percentage of Peers
<input checked="" type="radio"/> Yes	100%

The individual's most senior role is as part of:

Percentage of Peers



- [75%] Senior management team
- [19%] Other
- [6%] Investment committee

No 0%

Provide additional context for the answer provided (not validated, for reporting purposes only)

Additional context

[Not provided]

Risks & Opportunities

**FUND6** POINTS: 3.6/10

ESG risks and/or opportunities in investment processes

Percentage of Peers

Yes 100%

Elements of the investment process including ESG factors:

Screening 94%

Describe how ESG risks and/or opportunities are integrated in the screening process

Text provided by respondent will be displayed here. The purpose of this sample report is to demonstrate the appearance and format of GRESB's assessment. To protect data confidentiality, the sample contains randomised data and does not include any real data submitted in the 2018 GRESB Assessment. As a result, displayed data may contain inconsistencies which will not appear in a company or fund's actual Report.

Due diligence 100%

Describe how ESG risks and/or opportunities are integrated in the due diligence

Text provided by respondent will be displayed here. The purpose of this sample report is to demonstrate the appearance and format of GRESB's assessment. To protect data confidentiality, the sample contains randomised data and does not include any real data submitted in the 2018 GRESB Assessment. As a result, displayed data may contain inconsistencies which will not appear in a company or fund's actual Report.

Investment decision making 100%

Describe how ESG risks and/or opportunities are integrated in the investment decision making


Text provided by respondent will be displayed here. The purpose of this sample report is to demonstrate the appearance and format of GRESB's assessment. To protect data confidentiality, the sample contains



randomised data and does not include any real data submitted in the 2018 GRESB Assessment. As a result, displayed data may contain inconsistencies which will not appear in a company or fund's actual Report.

Other 6% 

**Evidence provided**

Yes 94% 

Evidence provided

 [GRESB-Sample-Evidence.pdf](#)

[ACCEPTED]

No 6% 

No 0% 

Provide additional context for the answer provided (not validated, for reporting purposes only)


**Additional context**

[Not provided]

**FUND7** POINTS: 9/10

**ESG risks and/or opportunities in investment monitoring processes**


Percentage of Peers


Yes 100% 

**Elements of the investment monitoring process including ESG factors:**


Integrate ESG risks and/or opportunities into business plans 94% 


**Describe how and which ESG risks and/or opportunities are treated or mitigated, and which tools are used: (maximum 250 words)**

 Text provided by respondent will be displayed here. The purpose of this sample report is to demonstrate the appearance and format of GRESB's assessment. To protect data confidentiality, the sample contains randomised data and does not include any real data submitted in the 2018 GRESB Assessment. As a result, displayed data may contain inconsistencies which will not appear in a company or fund's actual Report.

Regular review of ESG risks and/or opportunities 100% 

**Describe how and which ESG risks and/or opportunities are regularly reviewed, and which tools are used: (maximum 250 words)**

 Text provided by respondent will be displayed here. The purpose of this sample report is to demonstrate the appearance and format of GRESB's assessment. To protect data confidentiality, the sample contains randomised data and does not include any real data submitted in the 2018 GRESB Assessment. As a result, displayed data may contain inconsistencies which will not appear in a company or fund's actual Report.

Externally report or communicate ESG risks and/or opportunities 88% 

**Describe how and which ESG risks and/or opportunities are reported or communicated externally, and which tools are used: (maximum 250 words)**



Text provided by respondent will be displayed here. The purpose of this sample report is to demonstrate the appearance and format of GRESB's assessment. To protect data confidentiality, the sample contains randomised data and does not include any real data submitted in the 2018 GRESB Assessment. As a result, displayed data may contain inconsistencies which will not appear in a company or fund's actual Report.

**Who are the risks and/or opportunities communicated to:**

<input checked="" type="checkbox"/> Investors	81%	
<input checked="" type="checkbox"/> Regulators/Government	38%	
<input checked="" type="checkbox"/> Special interest groups (NGOs, Trade Unions, etc.)	6%	
<input type="checkbox"/> Other stakeholders	44%	
<input type="checkbox"/> Other	13%	

**Evidence provided**

<input checked="" type="radio"/> Yes	81%	
Evidence provided		
<input type="radio"/> No	19%	
<input type="radio"/> No	0%	

Provide additional context for the answer provided (not validated, for reporting purposes only)

**Additional context**

[Not provided]

**FUND8** POINTS: 10/10

**Collection of ESG management and performance information for its assets**

Percentage of Peers

<input checked="" type="radio"/> Yes	100%	
--------------------------------------	------	--

**Monitoring includes review of:**

<input checked="" type="checkbox"/> Data on environmental, social and governance performance	100%	
<input checked="" type="checkbox"/> Evaluation of compliance with legal, contractual and other requirements	94%	
<input checked="" type="checkbox"/> Evaluation of performance compared to peers or benchmarks	69%	
<input checked="" type="checkbox"/> Implementation of improvement measures	75%	
<input checked="" type="checkbox"/> Achievement of objectives and targets	69%	
<input type="checkbox"/> Other	13%	

**Evidence provided**

<input checked="" type="radio"/> Yes	75%	
Evidence provided		

<input type="radio"/> No	25%	<div style="width: 25%;"></div>
<input type="radio"/> No	0%	<div style="width: 0%;"></div>

Provide additional context for the answer provided (not validated, for reporting purposes only)

**Additional context**

[Not provided]

**ESG Disclosure**

**FUND9** POINTS: 10/10

**Disclosure of ESG actions and/or performance** Percentage of Peers

<input checked="" type="radio"/> Yes	94%	<div style="width: 94%;"></div>
--------------------------------------	-----	---------------------------------

**Communication strategy:**

<input checked="" type="checkbox"/> Integrated Report Annual	19%	<div style="width: 19%;"></div>
---	-----	---------------------------------

**Select the applicable reporting level**

<input checked="" type="radio"/> Group	19%	<div style="width: 19%;"></div>
<input type="radio"/> Investment manager or business unit	0%	<div style="width: 0%;"></div>
<input type="radio"/> Entity	0%	<div style="width: 0%;"></div>

Evidence provided

**Aligned with third-party standard**



<input type="radio"/> [76%] No answer provided
<input checked="" type="radio"/> [18%] IIRC International Integrated Reporting Framework:
<input type="radio"/> [6%] GRI Sustainability Reporting Guidelines

<input checked="" type="checkbox"/> Sustainability Report Annual	56%	<div style="width: 56%;"></div>
---	-----	---------------------------------

**Select the applicable reporting level**

<input type="radio"/> Group	25%	<div style="width: 25%;"></div>
<input checked="" type="radio"/> Investment manager or business unit	31%	<div style="width: 31%;"></div>
<input type="radio"/> Entity	0%	<div style="width: 0%;"></div>

Evidence provided

Aligned with third-party standard



<input checked="" type="radio"/> [65%] No answer provided
<input type="radio"/> [17%] GRI Sustainability Reporting Guidelines
<input type="radio"/> [12%] PRI Reporting Framework
<input type="radio"/> [6%] Other

<input checked="" type="checkbox"/> Section in Annual Report	56%	<div style="width: 56%;"></div>
--	-----	---------------------------------

Select the applicable reporting level

<input checked="" type="radio"/> Group	19%	<div style="width: 19%;"></div>
<input type="radio"/> Investment manager or business unit	0%	<div style="width: 0%;"></div>
<input type="radio"/> Entity	38%	<div style="width: 38%;"></div>

Evidence provided

Aligned with third-party standard



<input type="radio"/> [82%] No answer provided
<input checked="" type="radio"/> [12%] GRI Sustainability Reporting Guidelines:
<input type="radio"/> [6%] PRI Reporting Framework

<input type="checkbox"/> Public website	25%	<div style="width: 25%;"></div>
---	-----	---------------------------------

<input checked="" type="checkbox"/> Entity reporting to investors	88%	<div style="width: 88%;"></div>
Annual		

Frequency of reporting

Evidence provided

Aligned with third-party standard



<input checked="" type="radio"/> [76%] No answer provided
<input type="radio"/> [12%] PRI Reporting Framework
<input type="radio"/> [12%] Other

<input type="checkbox"/> Other	25%	<div style="width: 25%;"></div>
--------------------------------	-----	---------------------------------

<input type="checkbox"/> No	6%	<div style="width: 6%;"></div>
-----------------------------	----	--------------------------------

Provide additional context for the answer provided (not validated, for reporting purposes only)

Additional context

[Not provided]

Third party review of ESG disclosure

Percentage of Peers

<input checked="" type="radio"/> Yes	31%	
<b>Selection:</b>		
<input checked="" type="checkbox"/> Integrated Report	6%	
<input checked="" type="radio"/> Externally checked by <ul style="list-style-type: none"> <li>Ernst &amp; Young</li> </ul>	6%	
<input type="radio"/> Externally verified by	0%	
<input type="radio"/> Externally assured by	0%	
<input type="checkbox"/> Sustainability Report	6%	
<input checked="" type="checkbox"/> Section in Annual Report	6%	
<input checked="" type="radio"/> Externally checked by <ul style="list-style-type: none"> <li>Ernst &amp; Young</li> </ul>	6%	
<input type="radio"/> Externally verified by	0%	
<input type="radio"/> Externally assured by	0%	
<input type="checkbox"/> Entity reporting to investors	6%	
<input type="checkbox"/> Other	19%	
<b>Can the entity provide evidence as an UPLOAD or URL?</b>		
<input checked="" type="radio"/> Yes	25%	
Evidence provided		
<input type="radio"/> No	6%	
<input type="radio"/> No	69%	

Provide additional context for the answer provided (not validated, for reporting purposes only)

Additional context

[Not provided]

Monitoring of ESG-related misconduct, penalties, incidents and accidents

Percentage of Peers

<input checked="" type="radio"/> Yes	100%	
--------------------------------------	------	--

Describe the monitoring process (maximum 250 words)

Text provided by respondent will be displayed here. The purpose of this sample report is to demonstrate the

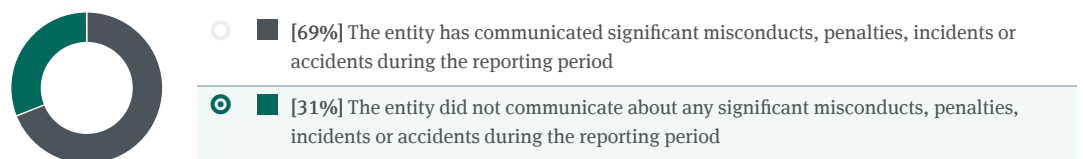
appearance and format of GRESB's assessment. To protect data confidentiality, the sample contains randomised data and does not include any real data submitted in the 2018 GRESB Assessment. As a result, displayed data may contain inconsistencies which will not appear in a company or fund's actual Report.

**The process includes external communication of misconduct, penalties, incidents or accidents to**

<input checked="" type="checkbox"/> Community/Public	13%	<div style="width: 13%;"></div>
<input checked="" type="checkbox"/> Investors	94%	<div style="width: 94%;"></div>
<input checked="" type="checkbox"/> Regulators/Government	25%	<div style="width: 25%;"></div>
<input checked="" type="checkbox"/> Special interest groups (NGOs, Trade Unions, etc.)	0%	<div style="width: 0%;"></div>
<input type="checkbox"/> Other stakeholders	56%	<div style="width: 56%;"></div>

**Communication of misconduct, penalties, incidents or accidents (for reporting purposes only)**

**Percentage of Peers**



No 0%

**Provide additional context for the answer provided (not validated, for reporting purposes only)**

**Additional context**

[Not provided]

**Summary of Entity Assets**  
**Summary of Entity Assets**  
**Assets**

Please summarize the entity's assets using the below table.

A1 (continued)

Asset	Sector	Exclusion	Asset Weight
Sample Asset Entity	Water resource management		100%

Provide additional context for the answer provided (not validated, for reporting purposes only)

[Not provided]

**Disclaimer: 2018 Benchmark Report**

The 2018 Benchmark Report (the “Report”) and the associated GRESB Scorecard (“Scorecard”) is based on information provided by GRESB participants by way of the GRESB annual assessment.

The Report is intended to be read only by personnel authorized by the particular respondent (“Respondent”) to which the Report pertains. The Report may also be viewed by Investors in the Respondent entity, who have the requisite rights to do so. The Score and Scorecard associated with the Report are not publically available and are shared only with the Respondent and it`s investors.

Any Scorecard that is provided to the Respondent is merely for reference and discussion purposes, and is not provided as the basis for any professional advice or for transactional use. GRESB, its parent company or affiliates, its advisors, consultants and sub-contractors shall not be responsible or liable for any advice given to third parties, any investment decisions or trading or any other actions taken by you or by third parties based on information contained in the Scorecard. Except where stated otherwise, GRESB is the exclusive owner of all intellectual property rights in all the information contained in the Scorecard and Benchmark Report.

© 2018 GRESB BV

**GRESB Partners  
Global Partners**



**Premier Partners**



**Industry Partners**

